



Haiti Prayer Cube




**God's Word
Shared**



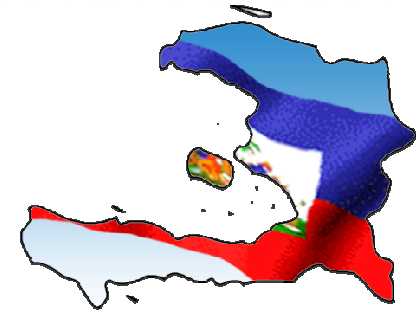
**Parents of
the Children**



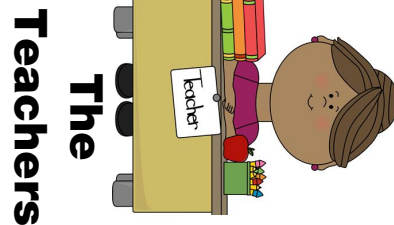
**Their
Education**



**Starfish
Kids**



Haiti



**The
Teachers**

To make the prayer cube:

1. Cut around the outside of the cube on the solid black line.
2. Fold on the dotted lines so the pictures face out.
3. Tape or glue the sides together, placing the tabs on the inside of the cube.
4. Fold the lid down and tuck in the flap.
5. For extra stability, tape the edges closed.
6. Toss gently and pray for the topic facing up.